

Cumbria County Council

**Exclusions
from
School**

Context

- The exclusion process is determined in statutory guidance published by the DFE
- The guidance identifies the duties of the headteacher, governing board and local authority in relation to exclusion

- New exclusion guidance was published in 2012 replacing the 2008 guidance and introducing significant changes to the process
- The changes had considerable implications for practice in relation to the LA role

Key Changes

- Removal of advice on promoting positive behaviour and early intervention including suggestions of alternatives to exclusion
- Dilution of the emphasis placed on enabling the child to state their case moving from 'a child should be invited and encouraged to state their case at all stages of the process' to 'where practical the head teacher should give the pupil an opportunity to present their case before taking the decision to exclude.'

Key Changes continued

- Representations to the governing board in considering the decision to exclude.
- The requirement placed on the governing board to invite a representative of the LA only applies to maintained schools and PRUs.
- Parents can request LA attendance in the case of academies as an observer.
- With academies, the LA officer can only make representation with consent from the governing board.

Key changes continued

- The independent appeal (IAP) panel was replaced by an independent review panel (IRP).
- The IAP was responsible for reviewing the decision to exclude based on the available evidence. The IAP could direct reinstatement.
- The IRP reviews the decision of the governing board to uphold a permanent exclusion, considering whether the decision was legal, rational and free from procedural impropriety. The IRP cannot direct reinstatement

National Data

- The next 3 slides provide national data on Permanent and Fixed Term Exclusions for 2014-17.
- PEX (Permanent exclusion)
- FEX (Fixed Term exclusion)

National Data for pupil exclusion 2014-15

	Primary PEX	FEX	Secondary PEX	FEX	All Schools PEX	FEX
England	0.02%	1.1%	0.15%	7.51%	0.07%	3.88%
Statistical Neighbours	0.03%	1.23%	0.19%	7.87%	0.1%	4.03%
Cumbria	0.01%	0.66%	0.1%	8.63%	0.05%	4.13%

National Data for pupil exclusion 2015-16

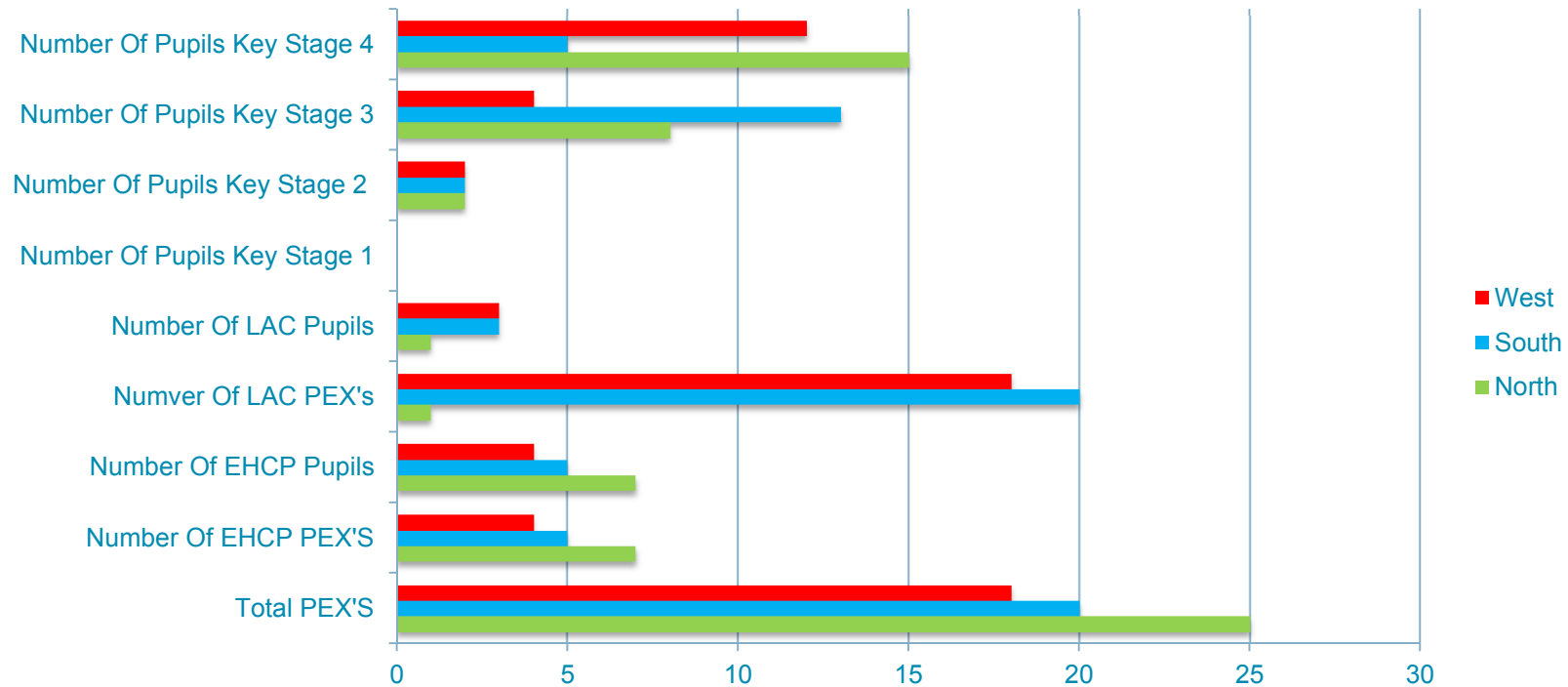
	Primary PEX	FEX	Secondary PEX	FEX	All Schools PEX	FEX
England	0.02%	1.21%	0.17%	8.46%	0.08%	4.29%
Statistical Neighbours					0.12%	4.62%
Cumbria	0.02%	0.73%	0.14%	9.99%	0.07%	4.75%

National Data 2016-17

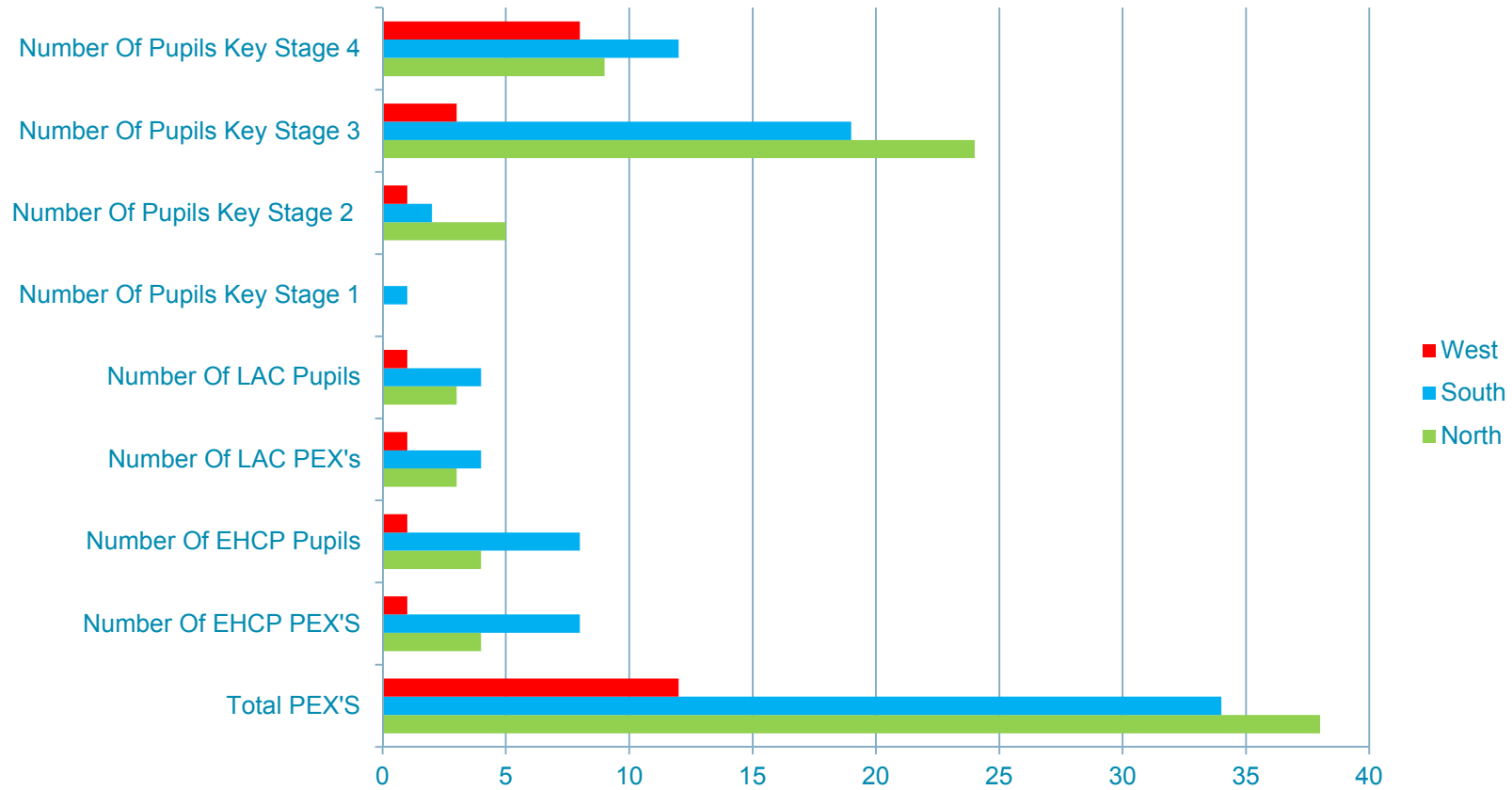
	Primary PEX	FEX	Secondary PEX	FEX	All Schools PEX	FEX
England	0.03%	1.37%	0.2%	9.4%	0.1%	4.76%
North West	0.03%	1.18%	0.31%	9.42%	0.14%	4.54%
Cumbria	0.01%	0.68%	0.24%	11.78%	0.11%	5.4%

Exclusions in Cumbria

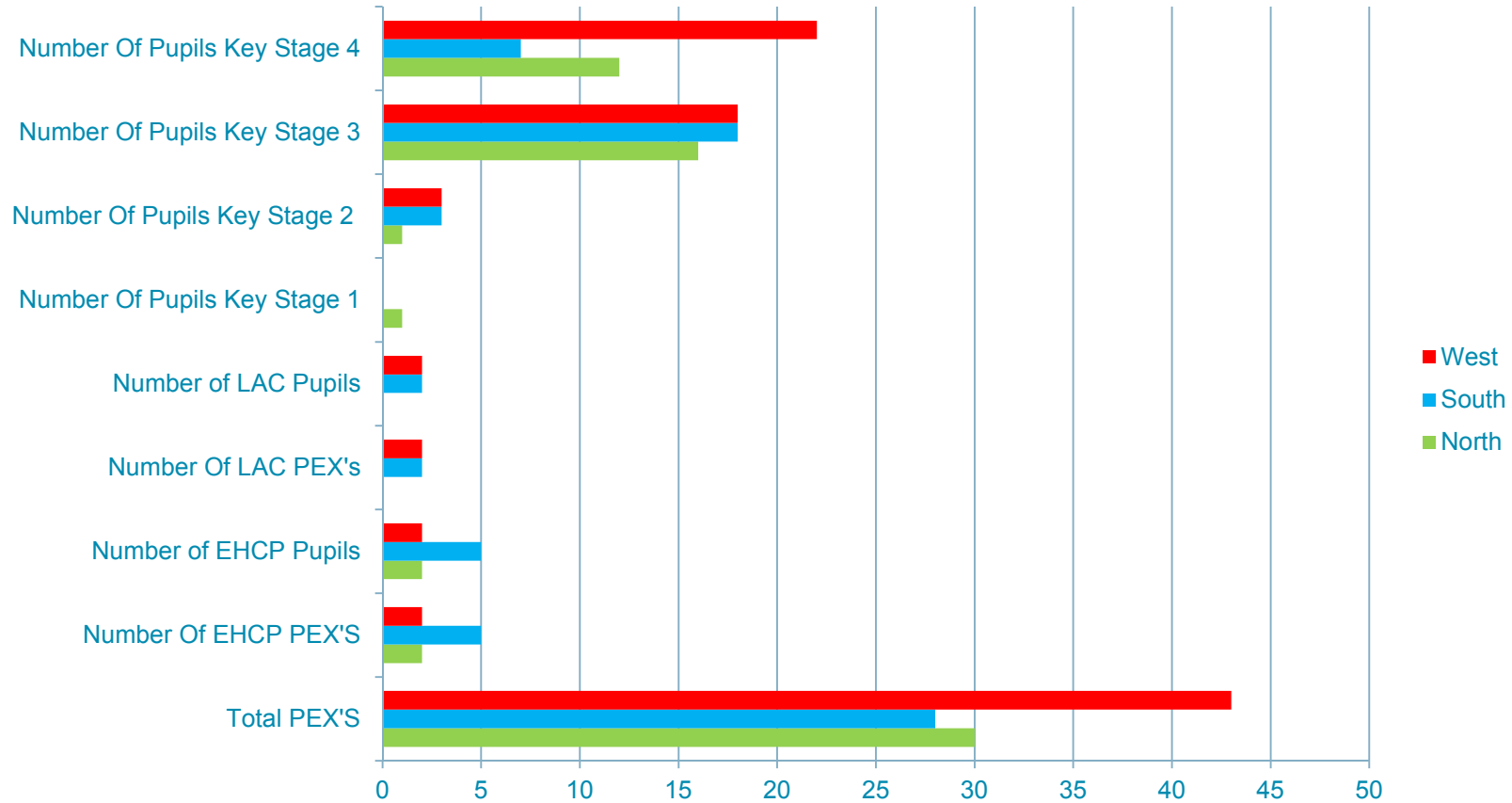
Permanent Exclusions 2015-2016



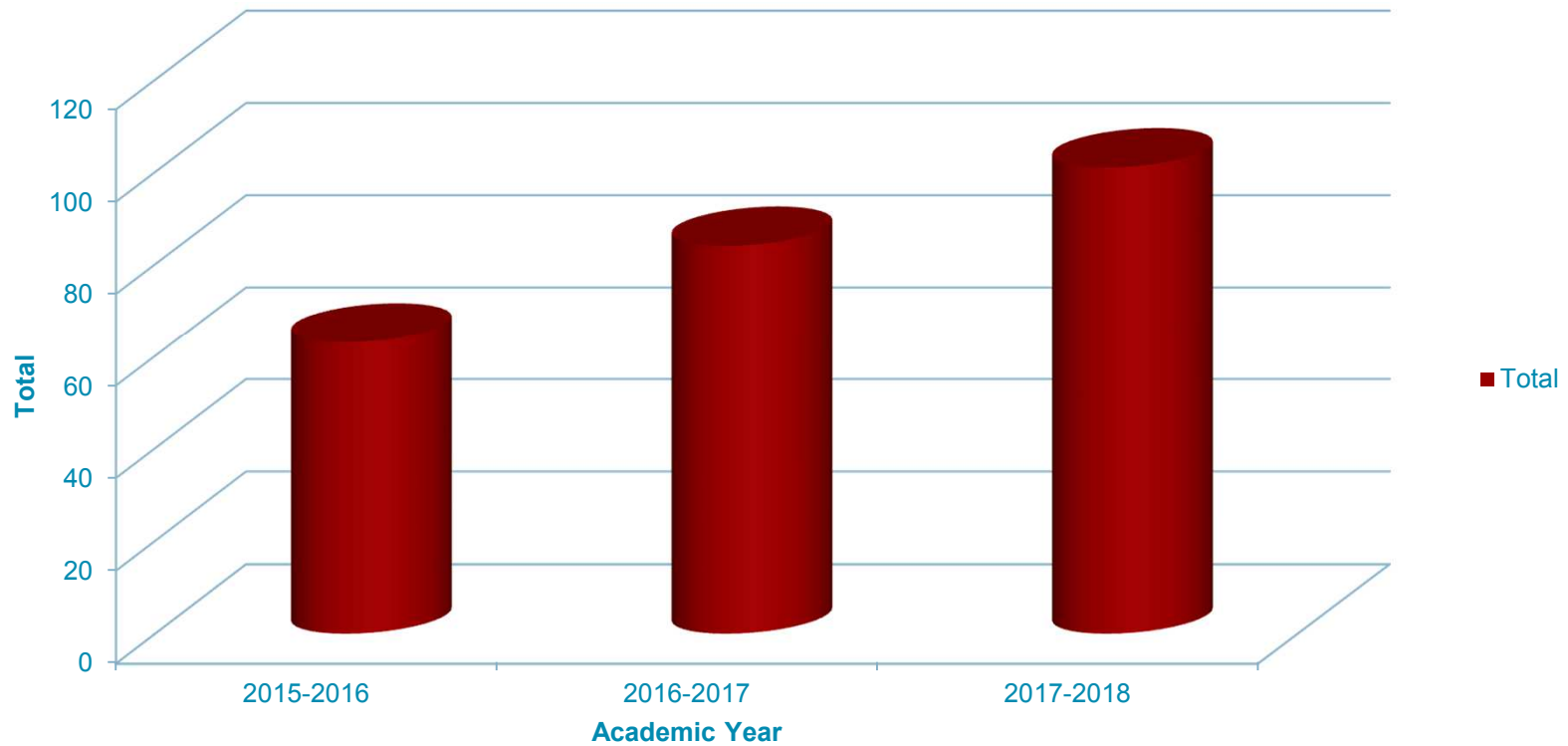
Permanent Exclusions 2016-2017



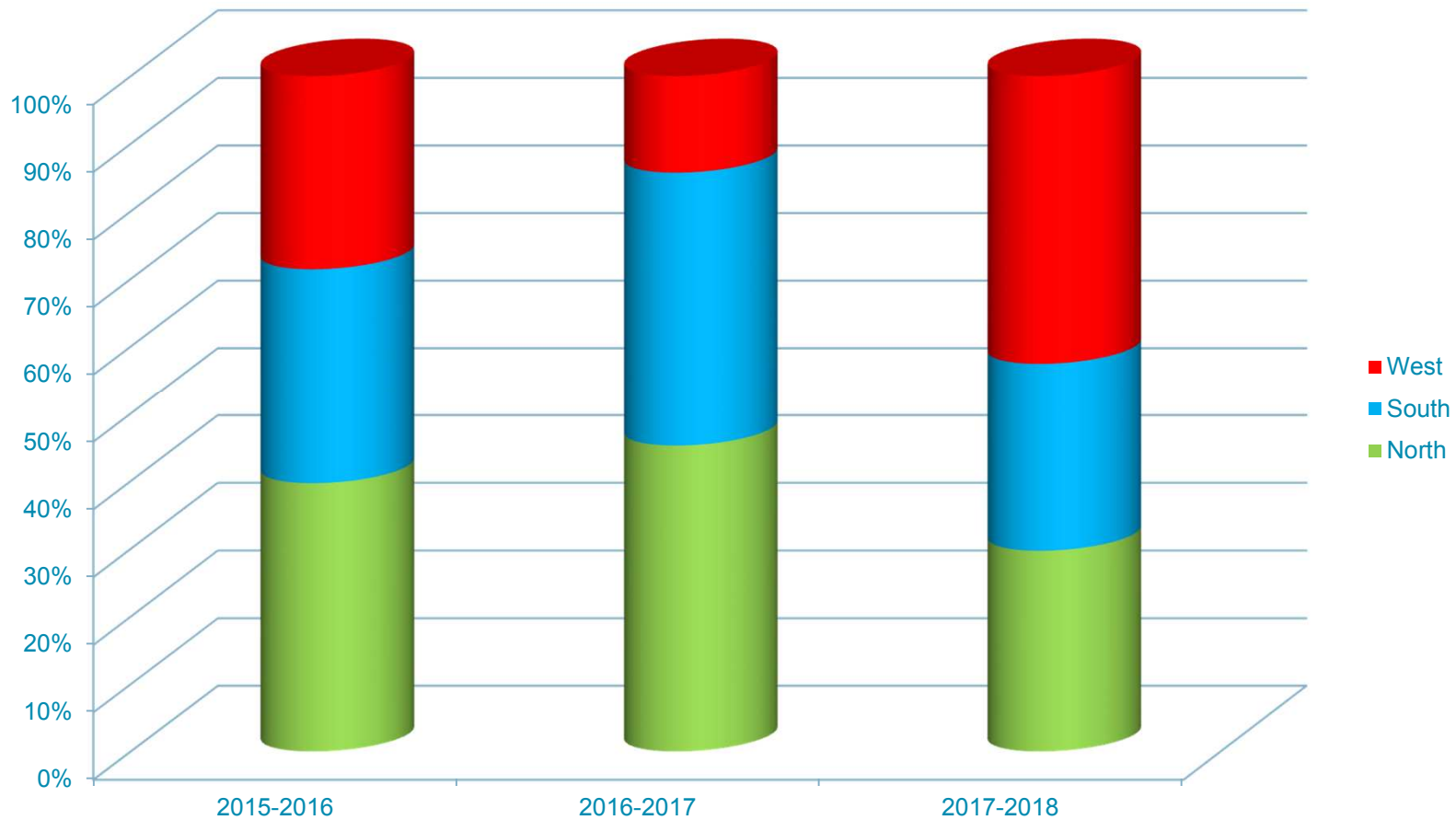
Permanent Exclusions 2017-2018



Permanent Exclusions 2015-2018



Permanent Exclusions 2015-2018



Response to exclusions

- Training for Governors offered throughout the County
- Data analysis of the 2017/18 figures to determine schools with a high proportion of exclusions in relation to the school population.
- Agree a benchmarks for targeted intervention based on the findings of the data analysis
- Individual conversations with schools

- A scaled response to schools who exclude with clearly identified triggers
- Strategic conversations with school leaders through LASLs and area cluster meetings
- Timely re-integration using the Fair Access Protocol

Impact on the need for Alternative Provision

- Increasing Need
- Reducing Funding
- Marginalisation
- Pathways to the future